



**2016**

**2017 03**

)

(

**1**

**2016**

“ ”

**2**

**3**

**4**

**2017**

**185,850,000**

**10**

**3.20**

**0**

**10**

**0**





			300394
			Suzhou TFC Optical Communication Co.,Ltd
			TFC
			17
			215129
			695
			215129
			www.tfcsz.com
			zhengquan@tfcsz.com

	695	695
	0512-66905892	0512-66905892
	0512-66256801	0512-66256801
	zhengquan@tfcsz.com	zhengquan@tfcsz.com

	www.cninfo.com.cn

	4 C 303

	5		2015 2 17 2018 12 31

	2016	2015		2014
	310,047,077.82	237,030,890.85	30.80%	200,643,770.10
	121,577,742.89	103,265,623.65	17.73%	88,675,340.99
	113,648,432.12	97,142,765.75	16.99%	84,528,511.26
	153,522,163.07	103,330,861.15	48.57%	59,985,442.43
/	0.6542	0.5753	13.71%	0.60
/	0.6542	0.5753	13.71%	0.60
	17.04%	17.40%	-0.36%	31.08%
	2016	2015		2014
	815,998,956.61	707,424,429.72	15.35%	345,113,633.91
	757,089,391.66	677,142,048.77	11.81%	325,532,838.82

	70,717,102.87	73,309,327.88	80,896,763.12	85,123,883.95
	28,644,780.14	31,540,700.90	28,608,289.46	32,783,972.39

	26,052,231.24	29,503,452.96	28,352,650.84	29,740,097.08
	35,727,724.72	27,683,820.72	39,195,530.42	50,915,087.21

1

2

	2016	2015	2014	
	-51,991.78	915.81		
	2,313,523.00	3,139,838.00	4,511,050.49	
	7,090,207.98	4,040,273.98		
	-23,138.30	22,334.45	44,961.78	
			464,640.00	
	1,399,290.13	1,080,504.34	873,822.54	
	7,929,310.77	6,122,857.90	4,146,829.73	--

1 —

1 —

1 —

	OSA	BARREL LENS	2015
BARREL LENS MPO			
	OSA		
		310,047,077.82	30.80%
121,577,742.89		17.73%	
1		30.80%	

2

17.73%

2012

C39

“

” “ ”

**1**

	315.32 35%
	120.35%
	77.54%
	57.72%
	38.82%
	34.41%
	29.76%
	27.93%
	34.28%
	37.09%

---

--	--

2

1

1 $\mu$ m

5 $\mu$ m

2

2005

CNC

OSA

BARREL LENS

3

38

5

33

4

“

”

“

”

AR/VR

“ ”

“ ”

2016

1

3.10

30.80%

2

1.22

17.73%

2015

2016

“ + ”

“ ”

2016

“

”

1

2,630.32

77.39%

2016

IT

OSA

MFO

2016

11

3

8

2016 12

BARREL

OSA

TFC

TFC

2

“

”

2016

2016 8

2016

3

2016

“

”

“

”

3.1

3.2

3.3

3.4

“ ”

3.5

ERP

MES

4

2016 7

35%

2016 8

“

”

2016 9

Tsuois Mold

LENS

LENS

LENS

2016 11

MPO

5

“ ”

“ ”

6



	309,877,835.23	118,504,725.19	61.76%	30.84%	35.60%	-1.34%
	285,329,864.57	106,589,892.52	62.64%	23.17%	24.75%	-0.47%
	231,250,646.07	96,708,822.60	58.18%	13.70%	20.60%	-2.39%
	78,796,431.75	21,902,348.89	72.20%	134.20%	199.42%	-6.05%

子公司名称	注册资本(万元)	主营业务	备注
江西天孚科技有限公司	5,000	制造销售电子元器件	2016年8月由本公司设立,系

7

1,637.72

8

	112,381,860.89
	36.25%
	0.00%

5

1		34,386,255.07	11.09%
2		29,848,217.74	9.63%
3		19,569,987.50	6.31%
4		15,533,703.89	5.01%
5		13,043,696.69	4.21%
	--	112,381,860.89	36.25%

	41,021,819.71
	67.22%
	0.00%

5

1		22,185,925.55	36.36%
2		7,688,675.20	12.60%
3		3,961,244.17	6.49%

4		3,683,197.00	6.04%
5		3,502,777.78	5.74%
	--	41,021,819.71	67.22%

36.36%

3

	2016	2015		
	6,722,924.74	3,991,104.02	68.45%	
	52,630,384.23	30,676,284.42	71.57%	
	-6,192,244.32	-3,486,613.18	-77.60%	

4

40G

100G OSA

/

77.39%

2,630.32

	2016	2015	2014
	156	128	58
	12.17%	13.13%	6.85%
	26,303,191.82	14,827,479.12	8,900,883.07
	8.48%	6.26%	4.44%
	0.00	0.00	0.00
	0.00%	0.00%	0.00%

	0.00%	0.00%	0.00%

## 5

	2016	2015	
	300,290,696.48	253,227,947.64	18.59%
	146,768,533.41	149,897,086.49	-2.09%
	153,522,163.07	103,330,861.15	48.57%
	479,090,207.98	324,254,273.98	47.75%
	511,774,582.33	612,182,396.50	-16.40%
	-32,684,374.35	-287,928,122.52	88.65%
		285,513,586.30	-100.00%
	41,630,400.00	37,170,000.00	12.00%
	-41,630,400.00	248,343,586.30	-116.76%
	82,338,845.07	64,474,927.43	27.71%

1. 18.59%

/

2. 2.09%

2. 47.75%

3. 16.40%

4. 100% 2015 2.85

5. 12%

1

	2016		2015			
	221,979,308.23	27.20%	140,740,463.16	19.89%	7.31%	
	102,976,387.03	12.62%	82,218,692.76	11.62%	1.00%	
	44,923,101.57	5.51%	34,618,907.37	4.89%	0.62%	
		0.00%		0.00%	0.00%	
	3,153,188.01	0.39%		0.00%	0.39%	315.32 35%
	212,132,066.58	26.00%	96,268,905.50	13.61%	12.39%	
	9,844,376.59	1.21%	43,826,255.18	6.20%	-4.99%	
		0.00%		0.00%	0.00%	
		0.00%		0.00%	0.00%	
	35,404,077.48	4.34%	57,871,888.44	8.18%	-3.84%	
	160,000,000.00	19.61%	222,000,000.00	31.38%	-11.77%	
	6,243,072.02	0.77%	9,923,412.76	1.40%	-0.63%	

2

3

	160,000.00	
	<b>160,000.00</b>	—

1

3,500,000.00	0.00	100.00%

2

			3,500,000.00	35.00%					0.00	-346,811.99		2016 07 28	2016 07 28 <a href="http://www.cniinfo.com.cn">http://www.cniinfo.com.cn</a>

													35%
													2016-03 6
	--	--	3,500,000.00	--	--	--	--	--	0.00	-346,811.99	--	--	--

3

4

5

1

2015	IPO	28,551.36	14,657.51	22,674.4	0	0	0.00%	5,876.96	/				0
	--	28,551.36	14,657.51	22,674.4	0	0	0.00%	5,876.96	--				0
1													[2015]183
													( “ ” “ ” ) 2015 2
													(A ) 1,859
	1,524	335		21.41 /				1,524					32,628.84
		4,077.48137						28,551.35863					2015 2 13
													W[2015]B017
2	2015			8,016.89									
				W[2016]E1311				2015 12 31					8,016.89

21,048.06								109.56		
404.03								1,202.75	3.2016	
		14,657.51		2016	12	31				6,947.25
										1,070.29

2

	( )		(1)		(2)	(3) (2)/(1)				
		24,670	24,670	13,995.62	18,938.69	76.77%	2017 03 31	4,220.83		
		3,887	3,887	661.89	3,735.71	100.00%	2015 12 31			
	--	28,557	28,557	14,657.51	22,674.4	--	--	4,220.83	--	--
	--	28,557	28,557	14,657.51	22,674.4	--	--	4,220.83	--	--
	1									
	2									

	2016 6 30	2017 3 31
		151.29
1.5		12
	2016 12 31	
	0.4	

			45,000,000	149,629,872. 54	77,633,174.2 6	95,252,493.3 5	15,660,444.3 7	14,252,522.9 1


1 2010 11 4,500

2 2016 8 5,000

3 " 2016 11 500 60%

4 2015 11 1,000 2016 7

350

35%

5 2016 12 7,000 30%

LENS

“ ”

“ ”

4G

10GPON

LTE

4.5G 5G

100G

“ TFC”

“ + ”

2017

2017

1

“ ”

74 87% 2017

2

CSA

MPO

2016

3

3

4

5

6

7

2017

1

		03		<a href="http://irm.cninfo.com.cn/">http://irm.cninfo.com.cn/</a>
2016	03	08	03	03

2016 5 9	2015		2015
74,340,000		10	5.6
41,630,400		10	15
185,850,000			111,510,000
2016 5 12	2015		2016 5 18


10	0
10	3.20
10	0
	185,850,000
	59,472,000.00
	276,620,600.70
	100.00%

						20
2017	3	16		2016		2016 12 31
		185,850,000		10	3.2	
		2016				

3

1 2016 185,850,000 10 3.2

, 59,472,000 2016

2 2015 2015 12 31 74,340,000

10 5.6 41,630,400

10 15 111,510,000 185,850,000

178,865,873.32 2016 5 18

3 2014 74,340,000 10 5


, 37,170,000.00 128,438,019.00

2016	59,472,000.00	121,577,742.89	48.92%	0.00	0.00%
2015	41,630,400.00	103,265,623.65	40.31%	0.00	0.00%
2014	37,170,000.00	88,675,340.99	41.92%	0.00	0.00%

				2015 01 31		
			25%	2015 01 31		
				2015 01 31		

			25%	2015 31	01	
				2015 31	01	
				2015 31	01	

			25%			
	IPO	20		20	1	
					5%	2015 01 31
					a	
					b	
				2,000	c	
				2%	b c	
				c		
				5		
					3	
				5		
					2	
					5	



20

3

a

2,000

2%

b

a b

b

5

3

3

20

a

30% b

2%

a b

b

5

i fiy',Y"„•Qà0?± •>| :F(A#

		1	/	/		
					2	
			/		/	
						2015 01
						31
		2%				
					5%	
						2015 01
						31
			3		2	

			40%			
			2	3		
				30		
		1			2015 01 31	
				2		

30

				2		
		/ /	2	1	2015 01 31	
				1 / /	2 / 2015 01 31	



“ ”

“ ”

子公司名称	注册资本(万元)	主营业务	备注
江西天孚科技有限公司	5,000	制造销售电子元器件	2016年8月由本公司设立，系

	55
	7

**1**

**2**

**3**

**4**

**5**

1

1

2

3

2

3

1

			10,000	2015 08 07	2016 02 07	4.15%	10,000	0	209.21	209.21	209.21
			9,000	2015 12 24	2016 06 24	2.6%-3.5 %	9,000	0	137.62	157.93	157.93

			3,200	2015 08 26	2016 03 01		3,200	0	68.02	68.02	68.02
						4.1%					
			7,000	2016 05 19	2016 11 18		7,000	0	123.51	123.51	123.51
						3.5%					
			8,000	2016 05 19	2016 08 18		8,000	0	70.57	70.57	70.57
						3.5%					
			5,000	2016 09 09	2016 12 08		5,000	0	39.89	39.89	39.89
						3.2%					
			5,000	2016 09 14	2016 12 14		5,000	0	39.89	39.89	39.89
						3.2%					
			7,000	2016 11 25	2017 02 24		0	0	48.33	0	0
						2.8%					
			5,000	2016 12 14	2017 03 14		0	0	40	0	0
						3.2%					
			3,400	2016 12 30	2017 03 20		0	0	23.8	0	0
						2.8%					
			600	2016 12 20	2017 03 20		0	0	4.2	0	0
						2.8%					
			63,200	--	--	--	47,200		805.04	709.02	--
				12,000		4,000					
											0
	)			2016	04	12					
	)			2016	05	10					

2

4

1

2



1

	59,100,000	79.50%			70,701,562	-11,965,625	58,735,937	117,835,937	63.40%
1	42,985	0.06%				-42,985	-42,985	0	
2	85,970	0.12%				-85,970	-85,970	0	
3	45,508,545	61.22%			55,556,250	-8,471,045	47,085,205	92,593,750	49.82%
	45,422,575	61.10%			55,556,250	-8,385,075	47,171,175	92,593,750	49.82%
	85,970	0.12%				-85,970	-85,970	0	
4	13,462,500	18.10%			15,145,312	-3,365,625	11,779,687	25,242,187	13.58%
	13,462,500	18.10%			15,145,312	-3,365,625	11,779,687	25,242,187	13.58%
	15,240,000	20.50%			40,808,438	11,965,625	52,774,063	68,014,063	36.60%
1	15,240,000	20.50%			40,808,438	11,965,625	52,774,063	68,014,063	36.60%
	74,340,000	100.00%			111,510,000	0	111,510,000	185,850,000	100.00%

1 2016 2 17

22,062,500

29.68%

2 2016 5 8

2015

2015

2016 12 31

4.0737

2015

55.28%

2015

2

	34,900,000	0	52,350,000	87,250,000		2018-2-17
	12,750,000	3,187,500	14,343,750	23,906,250		
	2,137,500	0	3,206,250	5,343,750		2018-2-17
	712,500	178,125	801,562	1,335,937		
	1,800,000	1,800,000	0	0		2016-2-17
	1,250,000	1,250,000	0	0		2016-2-17
	1,200,000	1,200,000	0	0		2016-2-17
	1,000,000	1,000,000	0	0		2016-2-17

---

--	--	--	--	--	--	--	--

148,364

148,364

	148,344	148,344	0	0		2016-2-17
	1,569,852	1,569,852	0	0		2016-2-17
	59,100,000	11,965,625	70,701,562	117,835,937	--	--

1

2

1	2016	2	17		22,062,500		29.68%
				10,078,125	13.56%		
2	2016	5	9	2015	2015		
					74,340,000	10	5.6
				41,630,400		10	15
	111,510,000			185,850,000	2016	5	18

3

1

	12,566		12,776		0		0
--	--------	--	--------	--	---	--	---

				9		9	
5%		10					
		46.95%	87,250,000	52,350,000	87,250,000	0	
		15.11%	28,075,000	15,325,000	23,906,250	4,168,750	
		2.88%	5,343,750	3,206,250	5,343,750	0	
		2.08%	3,865,377	2,319,226	0	3,865,377	
		1.49%	2,777,020	1,666,212	0	2,777,020	
		1.07%	1,989,644	1,989,644	0	1,989,644	
		0.82%	1,528,800	816,300	1,335,937	192,863	

b@-0y)DPFN#m

		4,168,750	4,168,750
		3,865,377	3,865,377
		2,777,020	2,777,020
		1,989,644	1,989,644
		1,341,260	1,341,260
		1,322,250	1,322,250
		900,000	900,000
		726,626	726,626
		608,500	608,500
		593,500	593,500
10 10	10	-	
	10	10	10

10

10

10

10

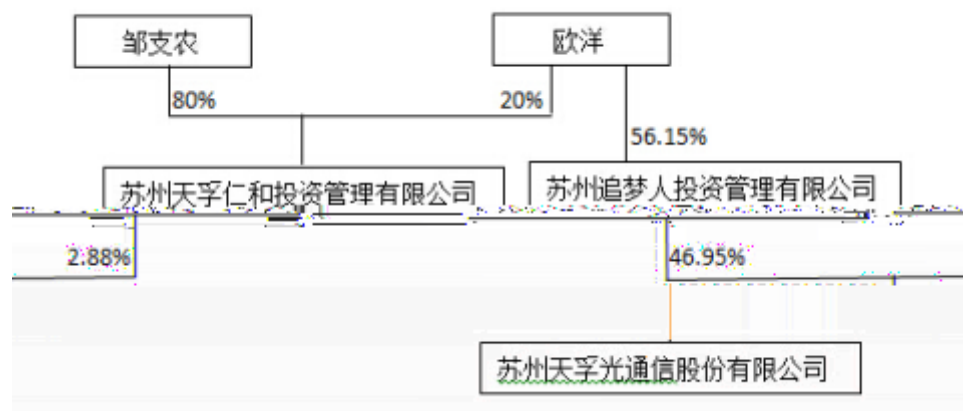
2

	/			
		2005 06 08	91320505774698086J	

--	--

3

10		



4      10%

5



					2011 49 09 30	2017 10 07					
					2011 49 09 30	2017 10 07					
					2011 49 09 30	2017 10 07	12,750,00 0		3,800,000	19,125,00 0	28,075,00 0

2

-



4 1974 10 2001  
 6 2003 6 2003 7 2006 5  
 2006 6 2007 3 2007  
 4 2010 2 2010 3 2011 6  
 2011 5 2011 9  
 5 1983 10  
 2004 8 2009 6 2009 9  
 2011 9  
 6 1957 8  
 1982 2 1987 8 1987 8 1999 11  
 1999 12 2002 7  
 2002 8  
 SMT  
 2011 12  
 7 1964 6 1989 1992  
 1992 1995 1996  
 1998  
 1997 2003 1999 2003  
 2003 7  
 2009 9 2015 2016 1  
 2011 12  
 8 1978 10  
 2000 7 2001 9  
 2007 6 2009 6 2009 7 2014 6  
 2014 7 2011 12  
 1 1981 3 2003  
 6 2005 7 2005 7 2011 9

2010 6

2 1982 12 2004 3

2005 6

2005 7 2007 6

2007 7 2011 2

2011 3 2011 9

3 1982 3

2005

7 2008 5

2008 6 2011 9

1 “ ”

2 “ ”

3 “ ”

4 “ ”

5 1976 3

2006 4 2012 1

-

2012 1

2016 1

2016 2

2016 6

			2005 06 08		
			2011 05 05		
			2011 05 05		

--	--	--	--	--	--

			2010 11 03		
			2016 12 27		
			2016 08 08		
			2010 11 03		
			2016 11 11		
			2002 08 01		
			2014 09 30		
			2016 01 21		
			2009 07 01		
			2014 11 15		
			2013 03 16		
			2015 12 02		
			2015 10 10		
			2016 06 29		
			2014 07 01		
			2015 04 22		
			2013 12 20		
			2014 12 01		
			2015 07 17		

董事、监事、高级管理人员报酬的决策程序	董事报酬经薪酬与考核委员会审核、董事会审议通过后股东大会审议；监事报酬经监事会审议通过后股东大会审议；高级管理人员报酬经薪酬与考核委员会审核后董事会审议。
董事、监事、高级管理人员报酬确定依据	2015年年度股东大会通过的《关于公司2016年度董事和监事薪酬的议案》
董事、监事和高级管理人员报酬的实际支付情况	报告期内，公司董事、监事、高级管理人员的报酬已按照规定足额支付

			49		52.78	
			49		45.55	

}

**1**

	195
	1,087
	1,282
	1,282
	0
	960
	23
	180
	13
	106
	1,282
	131
	255
	223
	673
	1,282

**2****3**

“

” “

” “

” “

”

“

”

“

”

“

”

“

”

4

	451,933
	5,471,324.00

1

2

2

3

10

4

3

1

6

5

6

7

1

2

3

4

5



---

	2
--	---

2

3

35%

2015

2015

2016

2016

1

2

	2017 03 18	
	2016	2017 3 18
	<a href="http://www.cninfo.com.cn">http://www.cninfo.com.cn</a>	
		100.00%
		100.00%

	<p>5%</p> <p>3%</p> <p>1%</p> <p>1%</p> <p>3%</p> <p>&lt;</p> <p>0.5%</p> <p>3%</p> <p>&lt;</p> <p>0.5%</p> <p>1%</p> <p>&lt;</p> <p>0.5%</p> <p>3%</p> <p>&lt;</p> <p>0.5%</p> <p>&lt;</p> <p>0.5%</p>	<p>3%</p> <p>1%</p> <p>0.5%</p> <p>3%</p> <p>&lt;</p> <p>0.5%</p> <p>1%</p> <p>&lt;</p> <p>0.5%</p> <p>0.5%</p>
		0
		0
		0
		0

	2016 12 31

---

	2017 03 18
	2017 3 18 <a href="http://www.cninfo.com.cn">http://www.cninfo.com.cn</a>



	2017 03 16
	W[2017]A129

**W[2017]A129**

“ ”

2016 12 31

2016

:(1)

(2)

,

,

,

,

,

,

,

,

,

,

2016 12 31

2016

.

**1**

2016 12 31


	3,153,188.01	
	212,132,066.58	96,268,905.50
	9,844,376.59	43,826,255.18
	14,958,588.32	15,301,223.72
	784,337.24	868,777.78
	1,536,799.65	1,144,513.84
	6,243,072.02	9,923,412.76
	248,652,428.41	167,333,088.78
	815,998,956.61	707,424,429.72
	6,348,521.24	
	25,781,887.06	16,168,573.70
	1,104,017.95	85,247.07
	14,560,059.56	5,777,164.89

	9,277,708.06	7,741,395.29
	190,735.23	
	57,262,929.10	29,772,380.95
	977,490.00	510,000.00
	669,145.85	
	1,646,635.85	510,000.00
	58,909,564.95	30,282,380.95
	185,850,000.00	74,340,000.00

	44,531,574.74	33,669,938.36
	305,294,137.52	236,208,431.01
	757,089,391.66	677,142,048.77
	757,089,391.66	677,142,048.77
	815,998,956.61	707,424,429.72

2

	219,285,360.09	139,381,052.66
	35,141,876.79	57,871,888.44
	102,976,387.03	82,218,692.76
	1,136,025.69	1,462,963.83
	763,307.04	

	86,507,336.91	38,525,064.87
	1,459,982.85	29,378,128.18
	7,521,134.13	7,692,493.17
	784,337.24	868,777.78
	848,410.94	660,853.20
	4,392,652.02	8,256,852.36
	206,983,026.38	160,253,405.00
	772,480,654.56	701,157,762.04
	6,348,521.24	
	19,712,976.55	28,446,493.26
	1,104,017.95	85,247.07
	8,241,409.81	3,346,549.68
	7,680,384.17	6,681,032.57
		658,548.38
	43,087,309.72	39,217,870.96

	977,490.00	510,000.00
	977,490.00	510,000.00
	44,064,799.72	39,727,870.96
	185,850,000.00	74,340,000.00
	221,413,679.40	332,923,679.40
	44,531,574.74	33,669,938.36
	276,620,600.70	220,496,273.32
	728,415,854.84	661,429,891.08
	772,480,654.56	701,157,762.04

3

	310,047,077.82	237,030,890.85
	310,047,077.82	237,030,890.85

	176,691,745.28	123,042,965.58
	118,611,171.49	87,507,001.25
	3,630,261.73	3,523,663.96
	6,722,924.74	3,991,104.02
	52,630,384.23	30,676,284.42
	-6,192,244.32	-3,486,613.18
	1,289,247.41	831,525.11
“ ”		
“ ”	6,743,395.99	4,040,273.98
	-346,811.99	
“ ”		
“ ”	140,098,728.53	118,028,199.25
	2,407,353.32	3,210,636.81
		1,174.36
	168,960.40	47,548.55
	51,991.78	258.55
“ ”	142,337,121.45	121,191,287.51
	20,759,378.56	17,925,663.86
“ ”	121,577,742.89	103,265,623.65
	121,577,742.89	103,265,623.65

1.		
2.		
1.		
2.		
3.		
4.		
5.		
6.		
	121,577,742.89	103,265,623.65
	121,577,742.89	103,265,623.65
	0.6542	0.5753
	0.6542	0.5753

4

	310,784,218.52	237,030,890.85
	152,318,154.75	103,206,747.89

	2,988,544.20	2,290,407.34
	5,847,581.04	3,189,074.41
	35,358,804.00	18,071,316.36
	-6,164,181.02	-3,480,111.52
	1,250,384.91	807,525.11
“ ”		
“ ”	6,743,395.99	4,040,273.98
	-346,811.99	
“ ”	125,928,326.63	116,986,205.24
	1,713,050.67	3,085,569.81
		1,174.36
	63,491.78	47,548.55
	51,991.78	258.55
“ ”	127,577,885.52	120,024,226.50
	18,961,521.76	17,737,277.25
“ ”	108,616,363.76	102,286,949.25
1.		
2.		
1.		
2.		
3.		

4.		
5.		
6.		
	108,616,363.76	102,286,949.25

## 5

	293,694,446.26	246,385,901.28
	138,945.27	304,005.55
	6,457,304.95	6,538,040.81
	300,290,696.48	253,227,947.64
	18,670,103.82	48,415,036.69

	71,781,918.58	49,143,501.40
	37,459,166.40	41,817,174.71
	18,857,344.61	10,521,373.69
	146,768,533.41	149,897,086.49
	153,522,163.07	103,330,861.15
	472,000,000.00	320,000,000.00
	7,090,207.98	4,040,273.98
		14,000.00
		200,000.00
	479,090,207.98	324,254,273.98
	98,274,582.33	70,182,396.50
	413,500,000.00	542,000,000.00
	511,774,582.33	612,182,396.50
	-32,684,374.35	-287,928,122.52
		285,513,586.30
		285,513,586.30
	41,630,400.00	37,170,000.00

	41,630,400.00	37,170,000.00
	-41,630,400.00	248,343,586.30
	3,131,456.35	728,602.50
	82,338,845.07	64,474,927.43
	139,480,463.16	75,005,535.73
	221,819,308.23	139,480,463.16

## 6

	294,556,900.88	246,385,901.28
	138,945.27	304,005.55
	5,727,532.39	7,063,064.79
	300,423,378.54	253,752,971.62
	126,838,791.81	90,360,326.70
	22,132,123.13	13,343,288.55
	30,689,857.31	33,263,858.07
	16,514,519.91	8,644,093.18
	196,175,292.16	145,611,566.50
	104,248,086.38	108,141,405.12
	472,000,000.00	320,000,000.00
	7,090,207.98	4,040,273.98
	13,782,833.02	14,000.00
		200,000.00

	492,873,041.00	324,254,273.98
	36,673,127.46	45,790,769.21
	413,500,000.00	542,000,000.00
	27,444,748.84	29,871,235.44
	477,617,876.30	617,662,004.65
	15,255,164.70	-293,407,730.67
		285,513,586.30
		285,513,586.30
	41,630,400.00	37,170,000.00
	41,630,400.00	37,170,000.00
	-41,630,400.00	248,343,586.30
	3,131,456.35	728,602.50
	81,004,307.43	63,805,863.25
	138,121,052.66	74,315,189.41
	219,125,360.09	138,121,052.66

7


	74,340,000.00				332,923,679.40				33,669,938.36		236,208,431.01		677,142,048.77
	74,340,000.00				332,923,679.40				33,669,938.36		236,208,431.01		677,142,048.77
	111,510,000.00				-111,510,000.00				10,861,636.38		69,085,706.51		79,947,342.89
											121,577,742.89		121,577,742.89
1													
2													
3													
4													
									10,861,636.38		-52,492,036.38		-41,630,400.00
1									10,861,636.38		-10,861,636.38		
2													
3											41,630,400.00		-41,630,400.00
4													
	111,510,000.00				-111,510,000.00								

	00				0								
1	111,51 0,000. 00				-111,51 0,000.0 0								
2													
3													
4													
1													
2													
	185,85 0,000. 00												

	0											
										103,265		103,265
										,623.65		,623.65
	15,240				270,273							285,513
	,000.0				,586.30							,586.30
	0											
1	15,240				270,273							285,513
	,000.0				,586.30							,586.30
	0											
2												
3												
4												
										10,228,		-47,398,
										694.93		694.93
												-37,170,
												000.00
1										10,228,		-10,228,
										694.93		694.93
2												
3												
4												
1												
2												
3												
4												
1												
2												
	74,340				332,923					33,669,		236,208
												677,142

---

	,000.0				,679.40				938.36		,431.01		,048.77
	0												

**8**


										400.00	00.00
3											
	111,510,000.00				-111,510,000.00						
1	1,115,100,000.00				-111,510,000.00						
2											
3											
4											
1											
2											
	185,850,000.00				221,413,679.40				44,531,574.74	276,620,600.70	728,415,854.84

	59,100,000.00				62,650,093.10				23,441,243.43	165,608,019.00	310,799,355.53	
	59,100,000.00				62,650,093.10				23,441,243.43	165,608,019.00	310,799,355.53	
“ ”	15,240,000.00				270,273,586.30				10,228,694.93	54,888,254.32	350,630,535.55	
										102,286,949.25	102,286,949.25	
	15,240,000.00				270,273,586.30						285,513,535.55	



[2005]60367 2005 7 20  
 2011 8 8 2011 6 30 12,175.01 5,910  
 1 5,910  
 2015 1 30 [2015]183  
 1,859 ( 1 ) 1,524 335  
 7,434 2015 2 17  
 300394  
 2016 5 9 2015 10  
 15 111,510,000 185,850,000  
 8,725 46.95%  
 913205007764477744  
 17

2017 3 16

2

C39

3

4

5

6

	4,500		2010 11
	5,000		2016 8
	500		2016 11

---

--	--	--	--

**1**

—— “ ” 15  
—— 2014

**2**

12

**1**

2014

15 ——

**2**

1 1 12 31

**3**

12

**4**

**5**

1

2

**6**

**7**

1

2

8

9

“ ”

10

1

2

3

4

23 —

5

50%

12

**11****1**

	100

**2**


1 1	5.00%	5.00%
1 2	10.00%	10.00%
2 3	30.00%	30.00%
3	100.00%	100.00%

**3**


**14**

1

2

15

16

1

2

		20	5/10	4.50/4.75
		10	5/10	9.00/9.50
		5	5/10	18.00/19.00
		5	5/10	18.00/19.00
		5	5/10	18.00/19.00

3

75%

90%

90%

**17**

**18**

1

1

1

2

3

3

**19**

**20**

21

1

1

2

2

22

23

24

1

4

25

1

2

26

27

28

1

2

3

29

1

2

29

31

1

2

32

1

—	—	—

2

—	—	—	—

33

1

2

34

1

		17%
		7%

		5%
		15%
		25%
		5%

		25%
		25%

2

2015 7 6

GR201532000580

15%

2015 9 25

GR201536000235

15%

3

1

	42,263.50	45,917.45
	221,777,044.73	139,434,545.71
	160,000.00	1,260,000.00
	221,979,308.23	140,740,463.16

	160,000.00	
	<b>160,000.00</b>	—



5

1

	108,403,338.56	100.00%	5,426,951.53	5.01%	102,976,387.03	86,547,872.38	100.00%	4,329,179.62	5.00%	82,218,692.76
	108,403,338.56	100.00%	5,426,951.53		102,976,387.03	86,547,872.38	100.00%	4,329,179.62		82,218,692.76


1			
1	108,369,646.56	5,418,482.33	5.00%
1 2	8,192.00	819.20	10.00%
2 3	25,500.00	7,650.00	30.00%
3			100.00%
	108,403,338.56	5,426,951.53	

2

1,097,771.91

--	--	--

---

**3**

1	2			4,490.40	0.24%
2	3			13,650.00	0.73%
		1,226,959.35	--	1,870,729.30	--

1

1

2

					%
1			529,297.12	1	43.14
2			160,457.45	1	13.08
3			97,078.00	1	7.91
4			80,000.00	1	6.52
5			54,616.00	1	4.45
		—	<b>921,448.57</b>	—	<b>75.10</b>

7

1

--	--	--

2

--	--	--	--	--

8

1

( )		
-----	--	--

2



1

( )				
-----	--	--	--	--

9

1

	8.46	100.00%	92	27.07%	836,694.54	932,168.33	100.00%	161,508.42	17.33%	770,659.91



**2**

191,475.50

0.00

--	--	--

**3**

--	--

--	--	--	--	--	--

**4**

	795,250.00	718,000.00
	299,428.46	120,000.00
	95,000.00	94,168.33
	1,189,678.46	932,168.33

**5**

	--	1,069,830.00	--	89.92%	346,991.50

6

--	--	--	--	--

7

8

10

1

	14,021,559.71		14,021,559.71	10,241,151.12		10,241,151.12
	18,033,831.68		18,033,831.68	11,284,743.31		11,284,743.31
	12,867,710.18		12,867,710.18	13,093,012.94		13,093,012.94
	44,923,101.57		44,923,101.57	34,618,907.37		34,618,907.37

4 —

1 —

5 —

2


3

4

--	--

11

--	--	--	--	--

12

--	--	--

13

	160,000,000.00	222,000,000.00
	160,000,000.00	222,000,000.00

14

1

---


2

--	--	--	--	--

3


4

--	--	--	--	--

5

--	--	--	--	--	--	--

15

1


2

--	--	--	--	--

3

16

1


2

3

17

		3,500,000		-346,811.					3,153,188	
		.00		99					.01	
		3,500,000		-346,811.					3,153,188	
		.00		99					.01	
		3,500,000		-346,811.					3,153,188	
		.00		99					.01	

18

1

2

3

--	--	--

19

1

1.	42,932,630.04	71,064,393.79	2,546,363.76	1,973,692.55	13,333,766.28	131,850,846.42
2.	67,215,438.58	59,134,072.98	68,892.62	55,555.56	3,756,738.53	130,230,698.27
1		55,801,595.79	68,892.62	55,555.56	3,756,738.53	59,682,782.50
2	67,215,438.58	3,332,477.19				70,547,915.77
3						
3.		394,676.93			22,544.47	417,221.40
1		394,676.93			22,544.47	417,221.40
4.	110,148,068.62	129,803,789.84	2,615,256.38	2,029,248.11	17,067,960.34	261,664,323.29
1.	6,800,098.87	21,134,784.72	1,941,730.60	1,223,409.19	4,481,917.54	35,581,940.92

2.	2,749,253.88	8,951,654.01	389,862.13	196,509.30	2,028,266.09	14,315,545.41
1	2,749,253.88	8,951,654.01	389,862.13	196,509.30	2,028,266.09	14,315,545.41
3.		344,939.60			20,290.02	365,229.62
1		344,939.60			20,290.02	365,229.62
4.	9,549,352.75	29,741,499.13	2,331,592.73	1,419,918.49	6,489,893.61	49,532,256.71
1.						
2.						
1						
3.						
1						
4.						
1.	100,598,715.87	100,062,290.71	283,663.65	609,329.62	10,578,066.73	212,132,066.58
2.	36,132,531.17	49,929,609.07	604,633.16	750,283.36	8,851,848.74	96,268,905.50

2

--	--	--	--	--	--

3

--	--	--	--	--

4

--	--

5

	4,532,551.09	4
	49,350,516.45	

20

1

4	4,550,306.87		4,550,306.87		
3	3,808,445.84		3,808,445.84	12,221,951.70	12,221,951.70
	1,461,352.04		1,461,352.04	1,672,648.85	1,672,648.85
	24,271.84		24,271.84		
2				1,693,938.79	1,693,938.79
				27,718,299.84	27,718,299.84
				519,416.00	519,416.00
	9,844,376.59		9,844,376.59	43,826,255.18	43,826,255.18

2

4	8,000,00		4,550,30			4,550,30	75.84%	90%			

	0.00		6.87			6.87						
3	30,000,000.00	12,221,951.70	13,087,461.05	21,500,966.91		3,808,445.84	84.36%	90%				
		1,672,648.85	3,121,180.38	3,332,477.19		1,461,352.04						
	250,000.00		24,271.84									

2

24

25

1

5 —

1.	16,992,119.11				16,992,119.11
2.					
1					
2					
3					
3.					
1					
4.	16,992,119.11				16,992,119.11
1.	1,690,895.39				1,690,895.39
2.					
1	342,635.40				342,635.40
3.					
1					

4.	2,033,530.79				2,033,530.79
1.					
2.					
1					
3.					
1					
4.					
1.	14,958,588.32				14,958,588.32
2.	15,301,223.72				15,301,223.72

0.00%

**2**

5-35	2,988,932.34	4

**26**

		8,629,079.92			8,629,079.92	
40G		6,148,549.30			6,148,549.30	

100G OSA		4,293,226.07				4,293,226.07		
		1,228,085.95				1,228,085.95		
		1,682,001.10				1,682,001.10		
		1,365,441.27				1,365,441.27		
		971,124.15				971,124.15		
		1,050,635.86				1,050,635.86		
		935,048.20				935,048.20		
		26,303,191.8 2				26,303,191.8 2		

27

1

--	--	--	--	--

2

--	--	--	--	--

28

	868,777.78	225,980.58	310,421.12		784,337.24
	868,777.78	225,980.58	310,421.12		784,337.24

29 /

1

	5,779,935.45	866,990.32	4,490,688.04	673,603.20
	4,465,395.54	669,809.33	3,139,404.30	470,910.64
	10,245,330.99	1,536,799.65	7,630,092.34	1,144,513.84

2

	4,460,972.32	669,145.85		
	4,460,972.32	669,145.85		

3

		1,536,799.65		1,144,513.84
		669,145.85		

**4**

	164,051.23	
	164,051.23	

**5**

2021	164,051.23		
	164,051.23		--

**30**

	6,243,072.02	9,923,412.76
	6,243,072.02	9,923,412.76

**31****1**

--	--	--

**2**

--	--	--	--	--

32

--	--	--

33

34

	6,348,521.24	
	6,348,521.24	

0.00

35

1

--	--	--

3			2,420,000.00	1	9.39
4			1,860,714.00	1	7.22
5			1,587,341.68	1	6.16
	—	—	<b>13,716,555.68</b>	—	<b>53.21</b>

## 36

## 1

1		1,098,052.34	84,347.07
1 2		5,065.61	900.00
2 3		900.00	
		1,104,017.95	85,247.07

## 2

## 1

--	--	--

## 3

--	--

				%
1		744,674.80	1	67.45
2		185,616.78	1	16.81
3		43,599.05	1	3.95
4		28,302.96	1	2.56
5		19,200.00	1	1.74
	—	<b>1,021,393.59</b>	—	<b>92.51</b>

37

1

	5,777,164.89	76,571,062.16	67,788,167.49	14,560,059.56
-		4,390,138.92	4,390,138.92	
	5,777,164.89	80,961,201.08	72,178,306.41	14,560,059.56

2

1	5,300,000.00	68,944,572.95	60,211,162.96	14,033,409.99
2		2,946,156.60	2,946,156.60	
3		3,121,228.49	3,121,228.49	
		2,745,787.04	2,745,787.04	
		331,637.88	331,637.88	
		43,803.57	43,803.57	
4		584,903.20	584,903.20	
5	477,164.89	974,200.92	924,716.24	526,649.57
	5,777,164.89	76,571,062.16	67,788,167.49	14,560,059.56

	1,963,022.32	2,243,677.30
	6,631,574.94	5,058,555.54
	133,856.27	58,843.46
	222,675.45	168,660.66
	160,208.20	132,155.93
	133,002.20	46,361.23
	18,765.01	22,885.01
	14,603.67	10,256.16
	9,277,708.06	7,741,395.29

39

--	--	--

--	--	--

40

--	--	--

1

41

1

	190,735.23	
	190,735.23	

2

1

--	--	--

			2016-12-31		(%)
			164,051.23	1	86.01
			20,364.00	1	10.68
			6,320.00	1	3.31
	—	—	<b>190,735.23</b>	—	<b>100.00</b>

42

--	--	--

43

--	--	--

44

--	--	--

--	--	--	--	--	--	--	--	--	--	--	--

45

1

--	--	--

46

1

--	--	--

2

3

4


47

1

--	--	--

48

1

--	--	--

2

--	--	--

--	--	--

--	--	--

49

--	--	--	--	--	--

50

--	--	--	--

51

	510,000.00	1,360,000.00	892,510.00	977,490.00	
	510,000.00	1,360,000.00	892,510.00	977,490.00	--

				CO2D	CO2D

---

	510,000.00	1,360,000.00	892,510.00	977,490.00	
--	------------	--------------	------------	------------	--

	332,923,679.40		111,510,000.00	221,413,679.40
	332,923,679.40		111,510,000.00	221,413,679.40

“ 23 ”

56

--	--	--	--	--

57


58

--	--	--	--	--

59

	33,669,938.36	10,861,636.38		44,531,574.74
	33,669,938.36	10,861,636.38		44,531,574.74

10%

60

	236,208,431.01	180,341,502.29
	236,208,431.01	180,341,502.29
	121,577,742.89	103,265,623.65
	10,861,636.38	10,228,694.93
	41,630,400.00	37,170,000.00
	305,294,137.52	236,208,431.01

- 1) 0.00
- 2) 0.00
- 3) 0.00
- 4) 0.00
- 5) 0.00

**61**

	309,877,835.23	118,505,534.43	236,838,790.02	87,394,366.82
	169,242.59	105,637.06	192,100.83	112,634.43
	310,047,077.82	118,611,171.49	237,030,890.85	87,507,001.25

**62**

	1,343,300.83	1,727,775.97
	1,776,340.98	1,346,041.44
	267,965.88	124,194.53
	91,540.01	91,539.99
	147,754.03	230,432.03
	3,360.00	3,680.00
	3,630,261.73	3,523,663.96

“ ” [2016]22 “ ”

449,846.55 “ ”

**63**

	2,725,799.63	1,510,799.63
	1,153,705.57	1,084,945.65
	1,061,115.88	413,601.84
	851,907.09	335,455.54
	668,711.08	615,346.29
	199,830.59	
	61,854.90	30,955.07
	6,722,924.74	3,991,104.02

**64**

	16,615,813.94	10,696,110.51
	26,303,191.82	14,827,479.12
	2,668,911.28	2,088,557.36
	2,517,816.97	716,856.06
	968,693.32	
	967,005.85	403,297.16
	774,698.16	466,925.39
	613,113.76	829,799.32
	536,845.75	527,554.70
	209,251.24	35,749.22
	455,042.14	83,955.58
	52,630,384.23	30,676,284.42

**65**

	2,482,461.63	2,824,129.95
	-3,810,459.89	-728,602.50
	100,677.20	66,119.27
	-6,192,244.32	-3,486,613.18

**66**

	1,289,247.41	831,525.11
	1,289,247.41	831,525.11

**67**

--	--	--

**68**

	-346,811.99	
	7,090,207.98	4,040,273.98
	6,743,395.99	4,040,273.98

**69**

--	--	--	--

		1,174.36	
		1,174.36	
	2,313,523.00	3,139,838.00	2,313,523.00
	93,830.32	69,624.45	93,830.32
	2,407,353.32	3,210,636.81	2,407,353.32

								/
						892,510.00	1,310,500.00	
“						650,000.00		”
						479,920.00	483,900.00	
						207,000.00	124,000.00	
						30,000.00	40,000.00	
						54,093.00	10,000.00	

							86,438.00	
							85,000.00	
							1,000,000.00	
	--	--	--	--	--	2,313,523.00	3,139,838.00	--

70

	51,991.78	258.55	51,991.78
	51,991.78	258.55	51,991.78
		20,000.00	
		27,290.00	

	20,482,518.52	18,276,198.53
	276,860.04	-350,534.67
	20,759,378.56	17,925,663.86

2

		142,337,121.45
/		21,350,568.21
		-16,405.12
		400.00
		52,021.80
		731,953.78
		41,012.81
		-1,400,172.92
		20,759,378.56

72

73

1

	2,482,461.63	2,824,129.95
	2,781,013.00	3,649,838.00
	93,830.32	41,374.97
		22,697.89
	1,100,000.00	
	6,457,304.95	6,538,040.81

**2**

	18,588,334.48	9,214,083.69
	257,510.13	
	11,500.00	47,290.00
		1,260,000.00
	18,857,344.61	10,521,373.69

**3**

		200,000.00
		200,000.00

**4**

--	--	--

**5**

--	--	--

**6**

--	--	--

74

1

1	--	--
	121,577,742.89	103,265,623.65
	1,289,247.41	831,525.11
	14,315,545.41	10,669,599.23
	342,635.40	342,635.40
	310,421.12	24,822.22
“ ”	51,991.78	-915.81
“ ”	-3,131,456.35	-728,602.50
“ ”	-6,743,395.99	-4,040,273.98
“ ”	-392,285.81	-350,534.67
“ ”	669,145.85	
“ ”	-10,304,194.20	-3,927,919.96
“ ”	13,542,102.29	-13,340,835.04
“ ”	21,994,663.27	10,585,737.50
	153,522,163.07	103,330,861.15
2	--	

	--
	--

3

	--
	--
	--

4

	221,819,308.23	139,480,463.16
	42,263.50	45,917.45
	221,777,044.73	139,434,545.71
	221,819,308.23	139,480,463.16

75

“ ”

76

	160,000.00	
	160,000.00	--

77

1



---

--	--	--	--	--	--	--	--	--

**2**

--	--

**3**


**4**

**5**

**6**

2016 8

2016 11


**2**

**1**


---

--	--	--	--	--	--	--	--	--

**2**



**3**



**3**

**4**

**5**

6

1

1

				100.00%		
				100.00%		
				60.00%		

2

	40.00%			

2016 11

3


4

5

2

1

2

--	--

3

1

				35.00%		
				30.00%		

20%

20%

2

	/	/

**3**

	/	/

**4**

	/	/
	--	--
	--	--
	--	--
	3,153,188.01	
	--	--
--	-346,811.99	
--	-346,811.99	

**5****6**

--	--	--	--

**7**

---

8

4

				/	

5

6

1

2

---

1	1 2	2 3	3	
---	-----	-----	---	--

	221,979,308.23				221,979,308.23
	35,404,077.48				35,404,077.48
	102,976,387.03				102,976,387.03
	836,694.54				836,694.54
	361,196,467.28				361,196,467.28
	6,348,521.24				6,348,521.24
	24,252,006.05	1,529,881.01			25,781,887.06
	30,600,527.29	1,529,881.01			32,130,408.30

1

	--	--	--	--
	--	--	--	--

2

3

4

5

**5****1**

/




/

**2**

/


/

/





/

/



/

**3****4**

--	--	--	--	--

5


6

--	--	--	--

7

	3,409,600.00	3,168,000.00

8

6

1


2

--	--	--	--

7

8

1

2

3

4

5

1

2

1

2

3

1

--	--	--	--

2

		59,472,000.00
--	--	---------------

3

4

2017 1 23

5

71,800

2017 2 10

A

2017

3,000

3,000

1

1

--	--	--	--

2

--	--	--

2

3

1

2

4

5



3

4

7

8

1

1

	108,403,338.56	100.00%	5,426,951.53	5.01%	102,976,387.03	86,547,872.38	100.00%	4,329,179.62	5.00%	82,218,692.76
	108,403,338.56	100.00%	5,426,951.53		102,976,387.03	86,547,872.38	100.00%	4,329,179.62		82,218,692.76

1			
1	108,369,646.56	5,418,482.33	5.00%
1 2	8,192.00	819.20	10.00%
2 3	25,500.00	7,650.00	30.00%
3			100.00%
	108,403,338.56	5,426,951.53	

2

1,097,771.91

--	--	--

3

--	--

--	--	--	--	--	--

4

					(%)	
1			18,780,272.26	1	17.32	939,013.61
2			17,116,096.89	1	15.79	855,804.84
3			13,564,429.62	1	12.51	678,221.48
4			4,958,135.48	1	4.57	247,906.77
5			3,696,901.43	1	3.41	184,845.07

2

1

	992,428. 46	100.00%	229,121. 42	23.09%	763,307.0 4	812,168 .33	100.00%	76,508.42	9.42%	735,659.91
	992,428. 46	100.00%	229,121. 42		763,307.0 4	812,168 .33	100.00%	76,508.42		735,659.91

1			
1	274,428.46	13,721.42	5.00%
1 2			10.00%
2 3	718,000.00	215,400.00	30.00%
3			100.00%
	992,428.46	229,121.42	

2

152,613.00

0.00

--	--	--

**3**

--	--

--	--	--	--	--	--

**4**

	718,000.00	718,000.00
	95,000.00	94,168.33
	179,428.46	
	992,428.46	812,168.33

**5**

		718,000.00	2 3	72.35%	215,400.00
		104,580.00	1	10.54%	5,229.00
		50,000.00	1	5.04%	2,500.00
		30,000.00	1	3.02%	1,500.00
		30,000.00	1	3.02%	1,500.00
	--	932,580.00	--	93.97%	226,129.00

**6**

--	--	--	--	--

--	--	--	--	--

7

8

3

	45,000,000.00		45,000,000.00	45,000,000.00		45,000,000.00
	3,153,188.01		3,153,188.01			
	48,153,188.01		48,153,188.01	45,000,000.00		45,000,000.00

1

	45,000,000.00			45,000,000.00		
	45,000,000.00			45,000,000.00		

2

		3,500,000		-346,811.						3,153,188	



	2,313,523.00	
	7,090,207.98	
	-23,138.30	
	1,399,290.13	
	7,929,310.77	--

1 —

1 —

2

		/	/
	17.04%	0.6542	0.6542
	15.93%	0.6115	0.6115

3

1

2

3

4

2016

( )

2017 03 18